





CIRCULO Acoustic Panel



-  Excellent acoustic performance
-  Custom arrangement options
-  Easy installation



Overview

CIRCULO panel is a wall sound-absorbing panel designed for mid-range frequencies. Its perforated MDF finish and acoustic foam, make it suitable for improving acoustics in both residential and public spaces.

CIRCULO panel is an ideal choice for acoustic solutions by combining not only outstanding sound-absorbing qualities but also attractive design. This perforated acoustic panel with its exclusive design can create a magnificent visionary effect in every space.

VENEER COLORS



V1
Matte White



V2
Light Oak

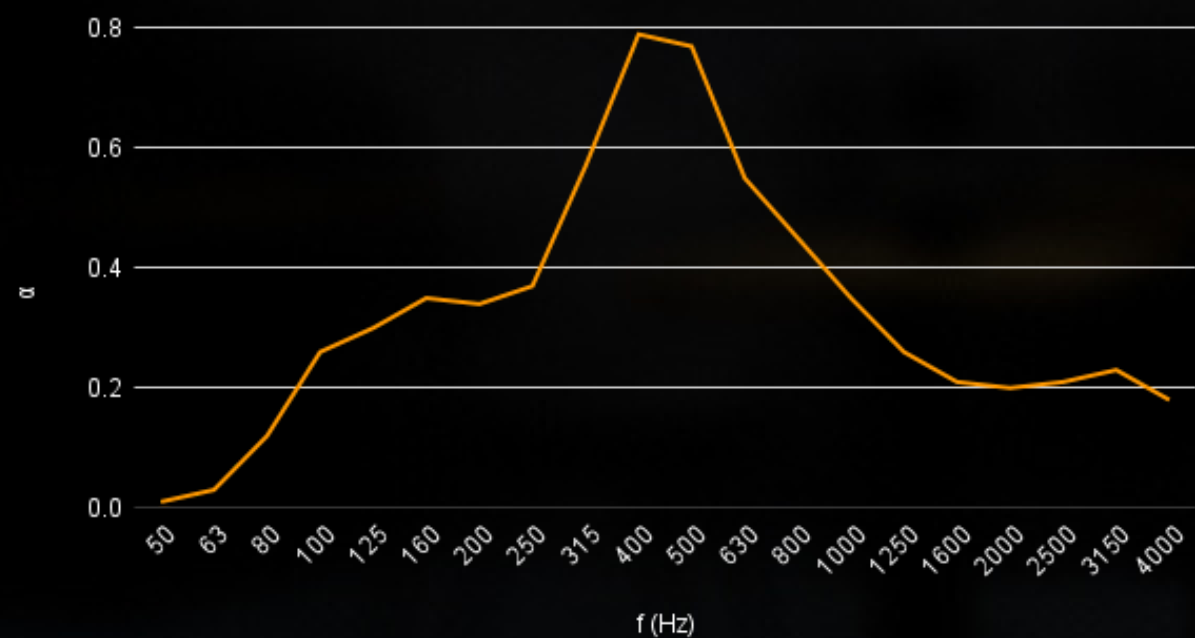


Technical Information

- Material:** Perforated MDF maple finish and acoustic foam
- Color:** V1 & V2 from DECIBEL veneer options
- Dimensions:** 20" x 20"
- Thickness:** 2"
- Weight:** 3.5 lbs per unit
- Perforation:** 10%
- Installation:** Glued on walls or ceilings



Coefficient of Sound Absorption



Optimal Packaging

Packaging:	Cardboard box
Box dimensions:	21" x 21" x 21"
Weight:	35 lbs
Contains:	9 pieces
Storage:	Flat-lying indoors in a cool and dry place, non-stackable

Installation

Step 1: Clean the wall to remove dust.

Step 2: Plot a horizontal line to level the panels.

Determine the position of the first panel and plot a vertical line perpendicular to the horizontal, which will serve as the start of the panel arrangement.

Step 3: Apply adhesive on the backside of the panel. Once applied, let the adhesive expand for 30 seconds.

Step 4: Place the panel and press it against the wall for 2 minutes.

Step 5: Subsequent panels are fitted with a little gap between each other.

Leave your panel arrangement to dry for at least 24h.

Do not clean the panels during the drying process.

Do not lean furniture or other heavy items on the newly glued panels.

We advise to prop up the lower level panels with wooden beam during the drying process.